



**East Grampians
Health Service**

*improving the health
of our community*



ENVIRONMENTAL SUSTAINABILITY REPORT 2015 – 2016



Integrity



Excellence



Community



Working
Together



Learning
Culture

East Grampians Health Service

East Grampians Health Service (EGHS) has demonstrated and will continue to demonstrate our commitment to a more sustainable environment. EGHS has a program of recycling appropriate waste, reducing energy consumption, reusing equipment and supplies and considering sustainability when purchasing these items.

Recognition of the link between the health and wellness of people and the health and wellness of the environment, is in keeping with the EGHS mission statement: *“EGHS will improve our community’s health and quality of life through strong partnerships and by responding to changing needs.”*

The five values of EGHS can be aligned to environment sustainability



Integrity- Reducing our environmental footprint



Excellence - Commitment to reducing, reusing and recycling



Community- Improving the health of the community through less carbon emissions and land fill waste



Working together – Within EGHS to reduce our carbon footprint by having CEO support, and developing policies to reflect environment management



Learning Culture- education for staff and customers on ways to achieve a sustainable environment at EGHS

The CEO and Management of EGHS recognise the importance of and are committed to sustainable environmental management by reducing landfill waste, reducing energy usage and promotion of energy efficient behaviours.



Integrity



Excellence



Community



Working
Together



Learning
Culture

East Grampians Health Service

About East Grampians Health Service

The core business of East Grampians Health Service (EGHS) is a rural health service with campuses located at Ararat and Willaura in Western Victoria.

EGHS offers a wide range of services including:

Inpatient/Acute Services

The Inpatient Unit accommodates medical, surgical, paediatric, midwifery and palliative care patients in a 24 bed unit. As well there are 6 surgical day procedure beds and a six chair dialysis unit operates three days per week. EGHS continues to accept a wide range of surgical patients with the visiting surgeons operating five days a week. The Central Sterilising department services all areas of the health service as well as the local Medical Centre and East Wimmera Health Services.

As well Ararat campus offers 24 hour urgent care service and Oncology one day per week,

These are services that the public access for short term health care needs, for example, an operation or treatment of an acute illness that requires a short hospital stay.

Aged Care Residential Services

EGHS provides quality care for older people who require aged care in spacious modern accommodation. Ararat campus offers 69 aged care beds and Willaura campus offers 12 aged care beds and 8 acute care beds. Other Aged Care Services offered are Day Centres at both campuses.

Community Services

EGHS offers Primary Care Services, including Dental and Podiatry clinics, at the Community Centre.



Integrity



Excellence



Community



Working
Together



Learning
Culture

East Grampians Health Service

INITIATIVES AND IMPROVEMENTS

Initiatives

In November 2015 an audit was conducted by the clinical waste contractor to ascertain correct disposal of clinical waste in the peri-operative unit. This audit showed that 80% of waste disposed of into the clinical stream was not clinical, therefore could have been disposed of for recycle or land fill.

Improved printer system from 1st May 2016. This system involves staff required to swipe ID cards prior to printing from either their computers or at the machine. If the printer has not been swiped with an ID card within 48 hours of the request being sent to the printer, the job will be cancelled with no printing performed. This has resulted in a reduction of unnecessary printing e.g. items sent to the wrong machine and not collected.

Stats from IT for this improvement:

- ✚ Sheets: 6,020
- ✚ Total printed pages: 9,109
- ✚ Colour pages: 1,960
- ✚ Grey scale pages: 7,149
- ✚ Value saved: \$338.98
- ✚ Jobs: 980
- ✚ Trees saved: 7.478% of a tree. (The amount of trees that would have been consumed to make paper)
- ✚ CO2 saved: 27.1 kgs. (The greenhouse gasses that would have been released in production of the paper)
- ✚ Equivalent bulb hours: 1,705.7 hours (The manufacturing energy saved from not producing paper represented as the energy consumed by a standard light bulb in hours)

EGHS recycle building materials /furniture where possible. Some examples are: furniture moved between departments rather than purchasing new, timber/doors etc. being reused where possible, scrap metal taken to metal recyclers.

Introduction of “Battery Buckets” so used batteries are not sent to landfill.



Integrity



Excellence



Community




Working
Together



Learning
Culture

East Grampians Health Service



Future Plans

Re audit peri-operative clinical waste for improvement.

Audit other clinical areas for correct disposal of clinical waste.

Replace Styrofoam containers.

Staff education on recyclable items, reducing clinical and landfill wastewaste, with published articles in the health service newsletter.



Integrity



Excellence



Community



Working
Together

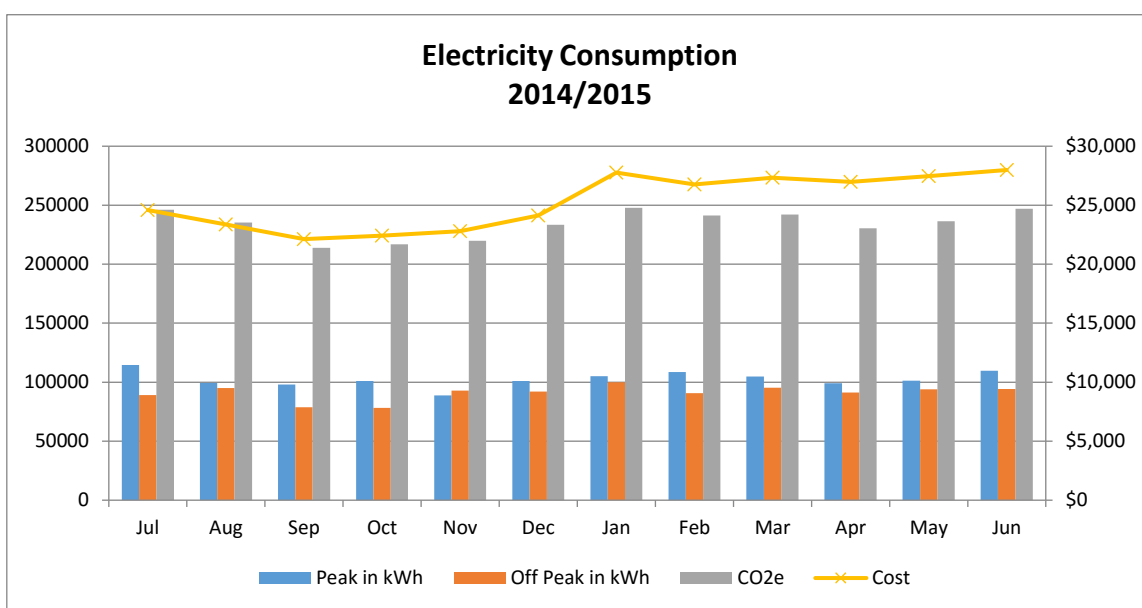
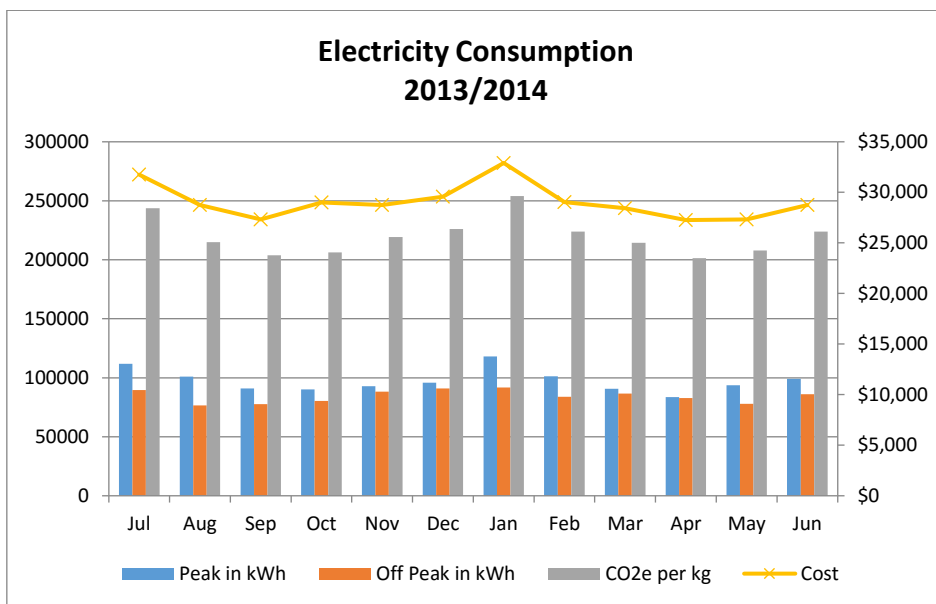


Learning
Culture

East Grampians Health Service

ENERGY CONSUMPTION

Electricity



Integrity



Excellence



Community

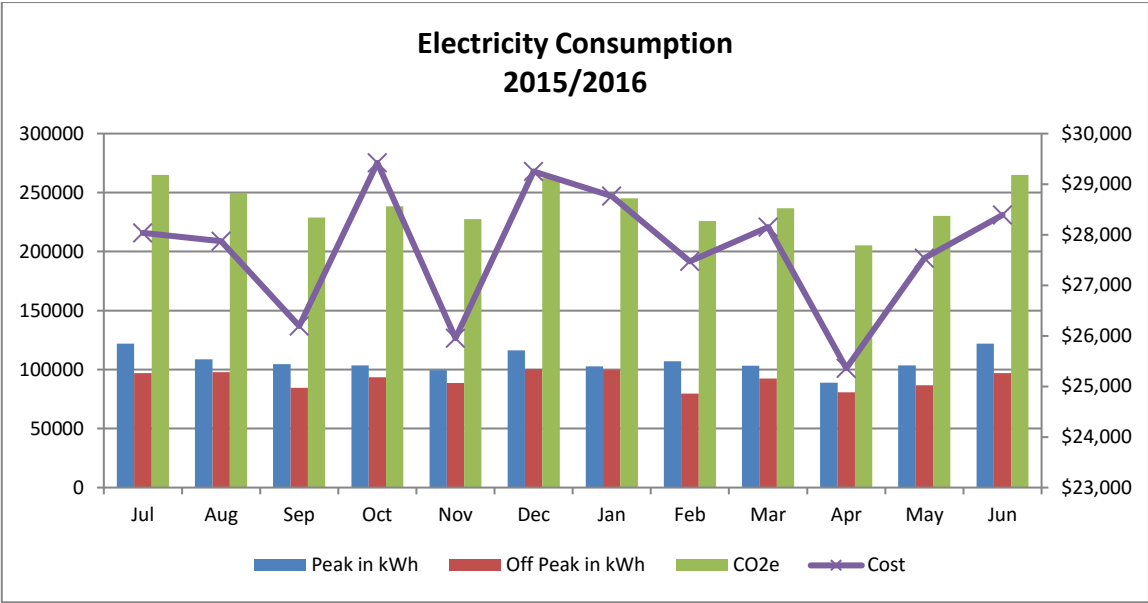


Working Together



Learning Culture

East Grampians Health Service



Integrity



Excellence



Community



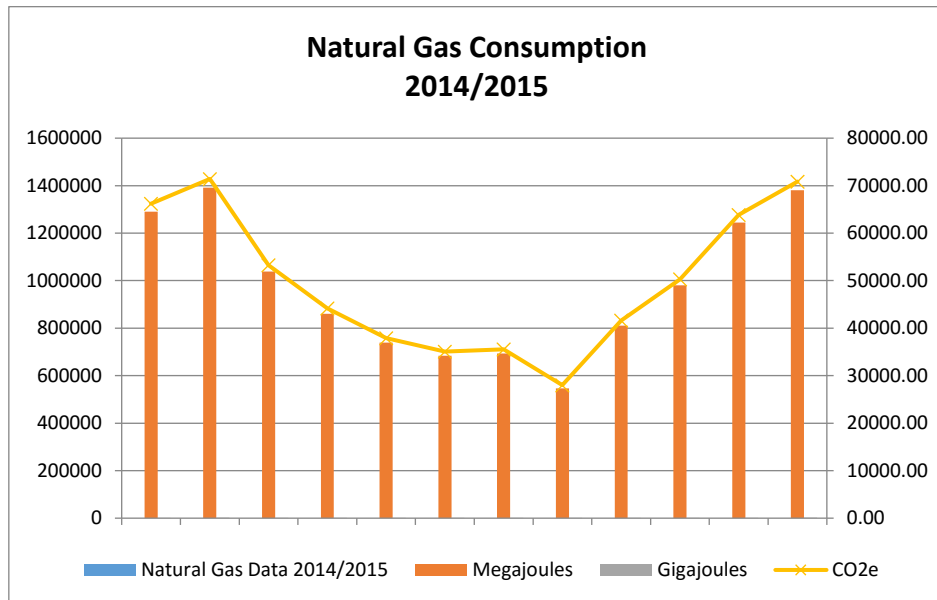
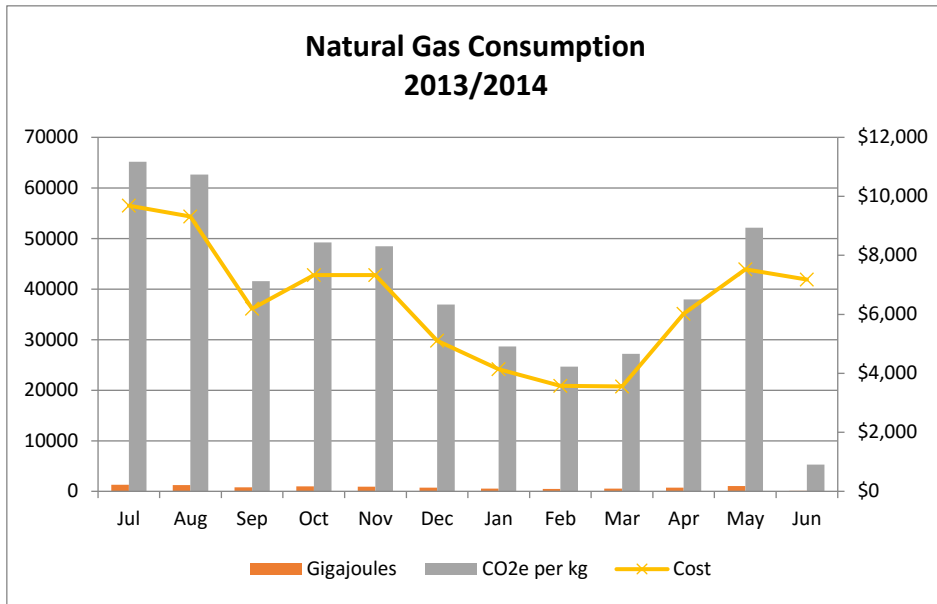
Working Together

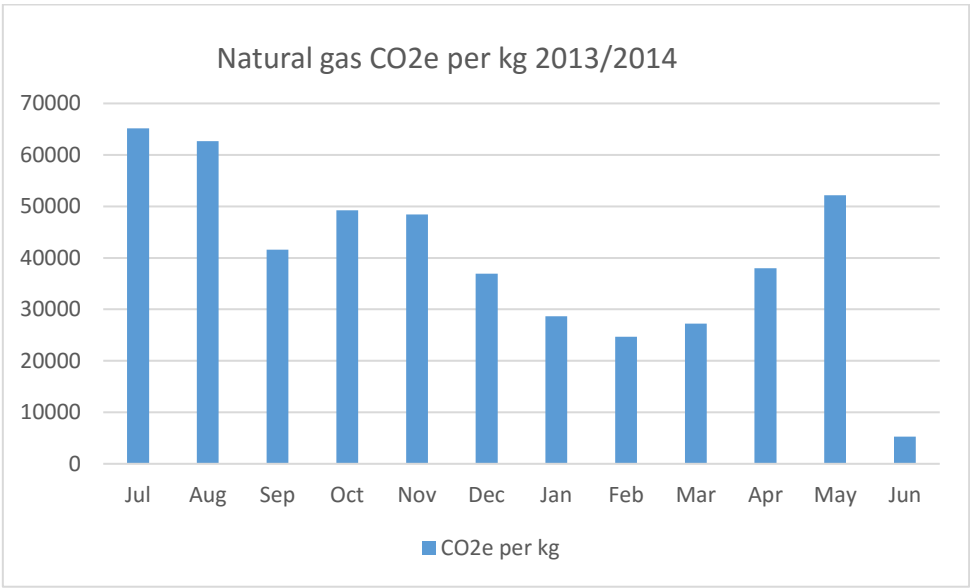
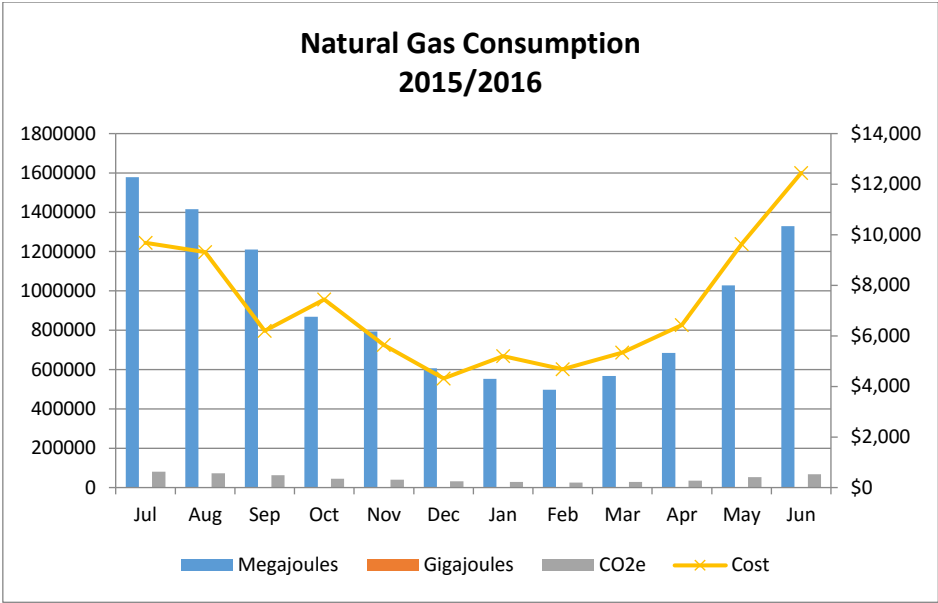


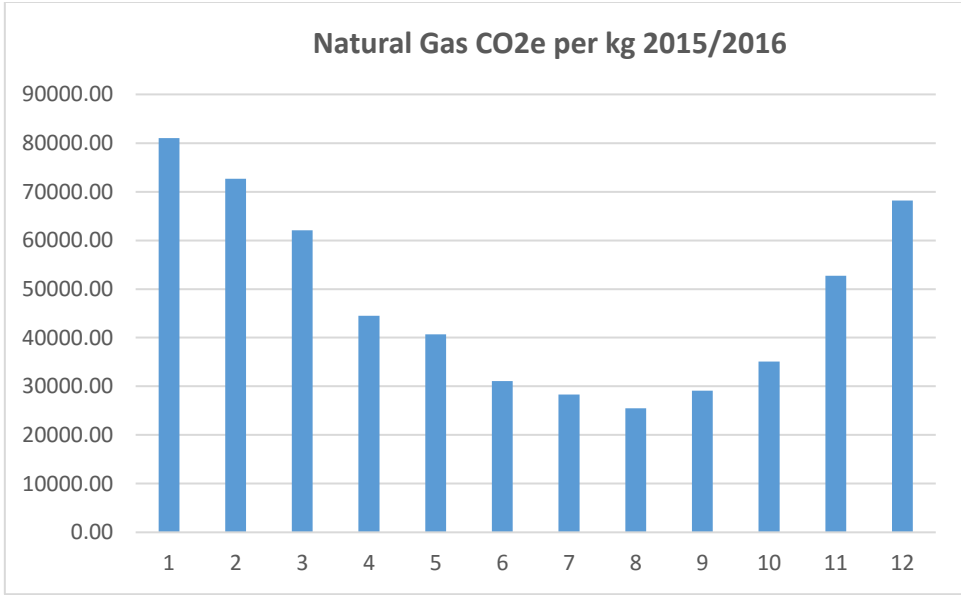
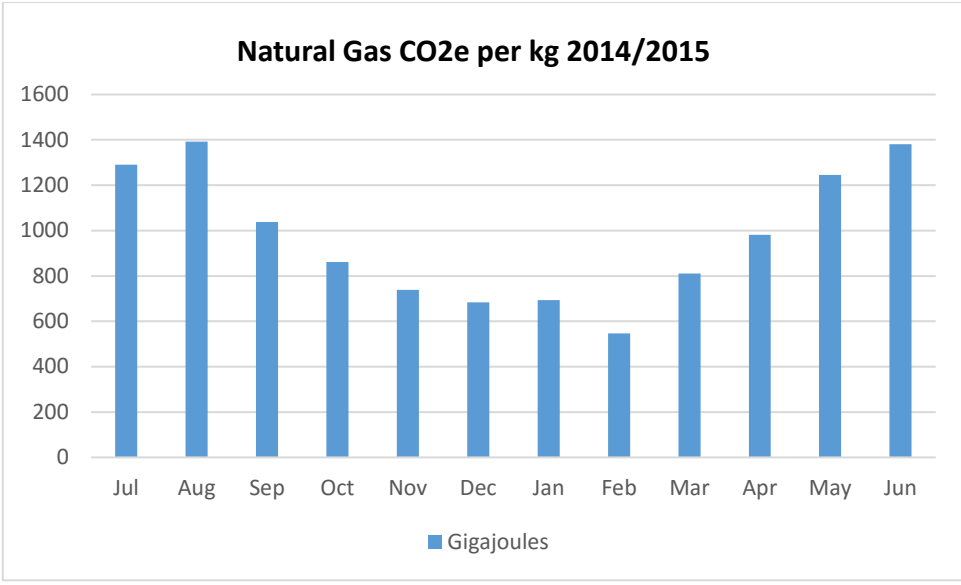
Learning Culture

East Grampians Health Service

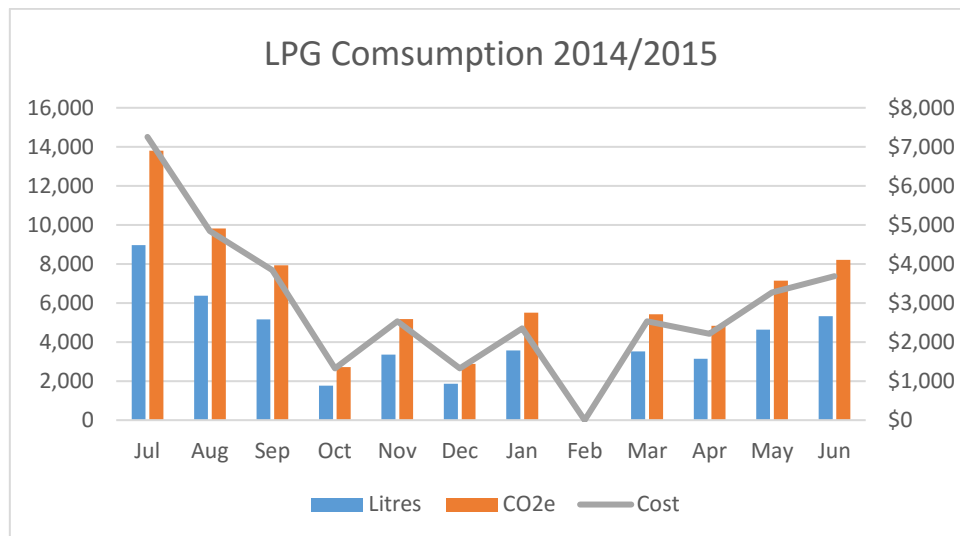
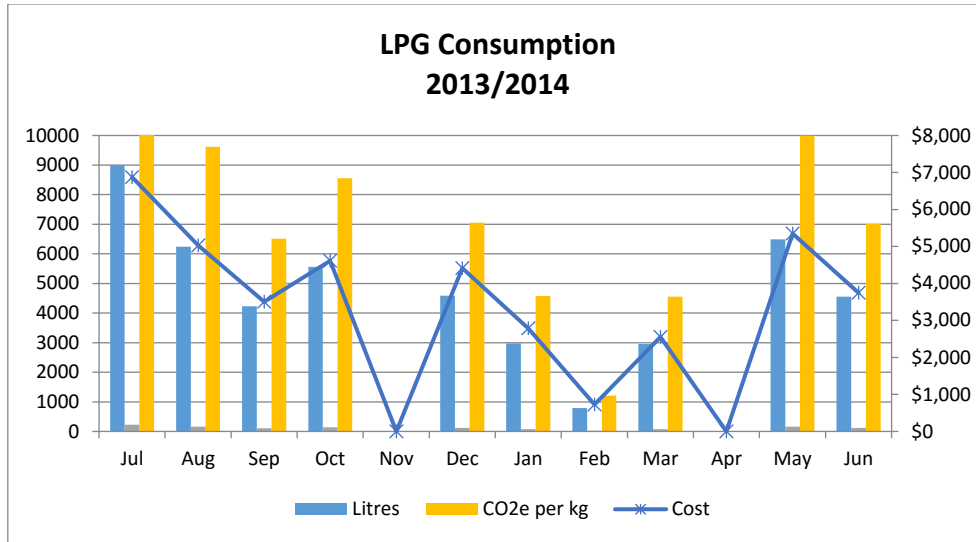
Natural gas







LPG



Integrity



Excellence



Community

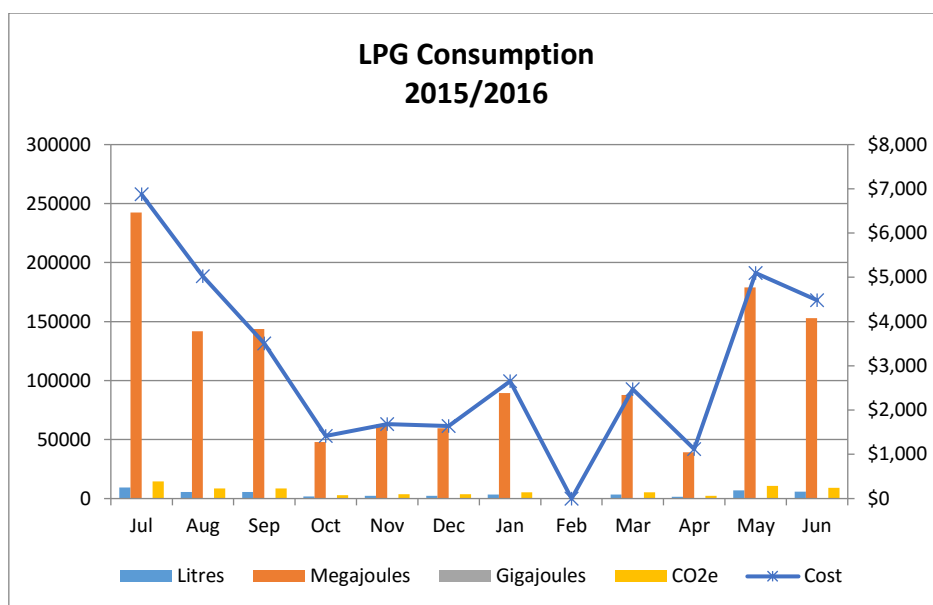


Working Together



Learning Culture

East Grampians Health Service



Total Energy Consumption by Energy type –Gigajoules (GJ)	2012-2013	2013-2014	2014-2015	2015-2016
Electricity	7,373	7,162	7,652	9,456
Natural Gas and LPG	13,126	11,436	11,172	12,376
Total	20,499	18,598	18,824	21,832

Normalised Energy Consumption	2012-2013	2013-2014	2014-2015	2015-2016
Energy per unit of floor space (agency floor area 9126) – (GJ)	2.2	2.0	2.0	2.3

Greenhouse gas emissions

Total greenhouse gas emissions (tonnes CO2e)	2012-2013	2013-2014	2014-2015	2015-2016
Scope 1 (LPG and Gas consumption)	622	536	532	645
Scope 2 (Peak and off peak electricity)	2,436	3,332	3,052	2,879
Total	3,058	3,869	3,584	3,524



Integrity



Excellence



Community



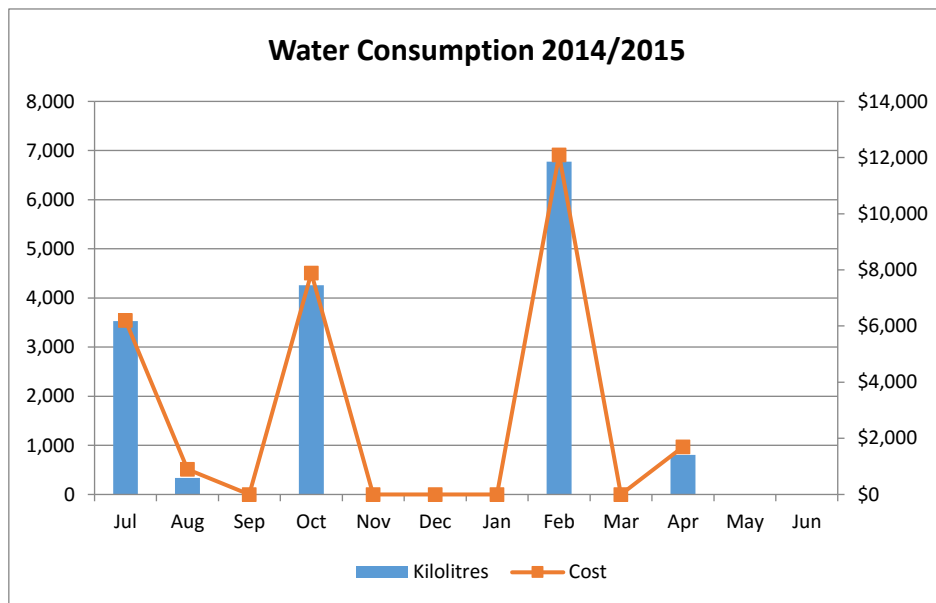
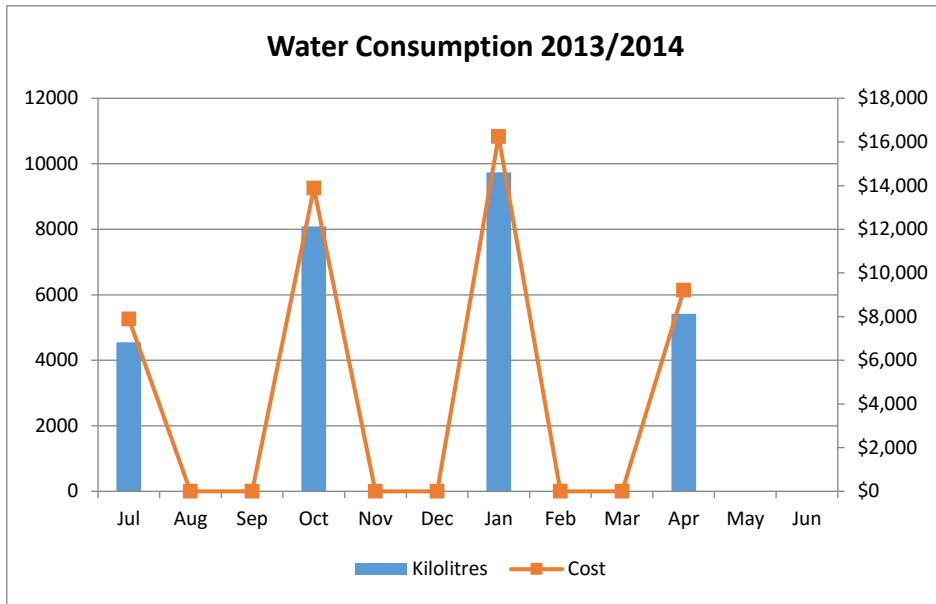
Working Together



Learning Culture

East Grampians Health Service

WATER CONSUMPTION



Total water consumption kilolitres (kL)	2012-2013	2013-2014	2014-2015	2015-2016
Potable water	17,002	27,805	18,604	20,366



Integrity



Excellence



Community



Working Together



Learning Culture

East Grampians Health Service

Normalised water consumption	2012-2013	2013-2014	2014-2015	2015-2016
Water per unit of floor space (Agency Floor Area 9126)	1.86 kilolitres	3.04 kilolitres	2.03 kilolitres	2.23 kilolitres

In the year 2013-2014 there were substantial water leaks discovered on three occasions, two at the Ararat Campus and one at the Willaura Campus, under buildings accounting for the increase in water consumption. This leaks have since been repaired and is reflected in the lower consumption.

The data entry for last year's report for water usage per unit of floor space was incorrect. It has been rectified in this report.

EGHS utilises rain water for car fleet washing and gardens. We do not measure this.



Integrity



Excellence



Community



Working Together



Learning Culture

East Grampians Health Service

WASTE MANAGEMENT

Introduction

EGHS has four main waste streams – General Land fill, Regulated Clinical Waste, Regulated Confidential Waste and Recycling consisting of co- mingled glass, paper, cans and plastic as well as a separate cardboard collection.

Articles on waste management are published in the Health Service Newsletter and presented at Staff briefing sessions.

Confidential waste is included in recycled waste as 98.7% of the end product is recycled.

Total Waste Generation by type (kgs)	2013-2014	2014-2015	2015-2016
Clinical waste	11,297	11,653	9,669
General waste	199,665	185,840	198,135
Recycled/ Confidential Waste	68,210	76,080	55,834
Percentage of recycle waste	32.3%	40.9%	28.2%
Waste generated per floor area (9126)	30.6kgs	29.9kgs	28.9kgs
Waste generated per level of service activity	3.3kgs	6.5kgs	5.7kgs

Service activity 2013-2014: Acute medical, surgical and midwifery, residential aged care facilities, community health including dental and podiatry services and Pyrenees House education centre.

Service activity 2014-2015: Acute medical, surgical and midwifery, residential aged care facilities and Urgent Care Centre



Integrity



Excellence



Community



Working
Together



Learning
Culture

East Grampians Health Service